

Project \_\_\_\_\_

Item Number \_\_\_\_\_

Quantity \_\_\_\_\_

SDCD1020



## Semi- Automatic Square Double Cut Divider

### Model:

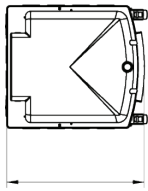
➤ SDCD1020 10.58oz/5.29oz to 63.49oz./31.74oz.  
(300g/150g to 1800g/900g)

### Features:


- Semi - Automatically divides dough
- Produces 10 equal weighted and shaped pieces at once
- Can produce 1200 pieces an hour
- Strong hydraulic machine
- Simple controls: Utilizes joystick to press and divide dough
- Multiple languages

Production estimate is based off a 30 second start-to-finish process with prep time included

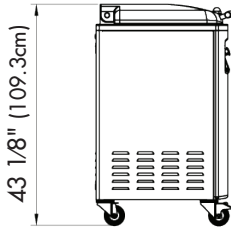
Square Divider



26 7/8" (68cm)




23 7/8" (60.5cm)



43 1/8" (109.3cm)



### Shape Detail



Press dimension  
3.9"(10cm)  
x 3.9"(10cm)

NEMA #: L-15-20-P

### Electrical Information (60Hz)

	Voltage	Phase	hp(kW)	Amps
Standard Voltage	208-240	3	1.01 (0.75)	3.77
Optional Voltage	110	1	1.01 (0.75)	12.00

### Warranty:

- One year, on-site parts and labor

### Shipping Information

Net Weight	Shipping Weight	Overall Dimensions
507.1 lbs. (230Kg)	532 lbs. (241.3Kg)	57" (144.8cm) H x 29.5" (74.9cm) W x 29.5" (74.9cm) D

Univex Corporation